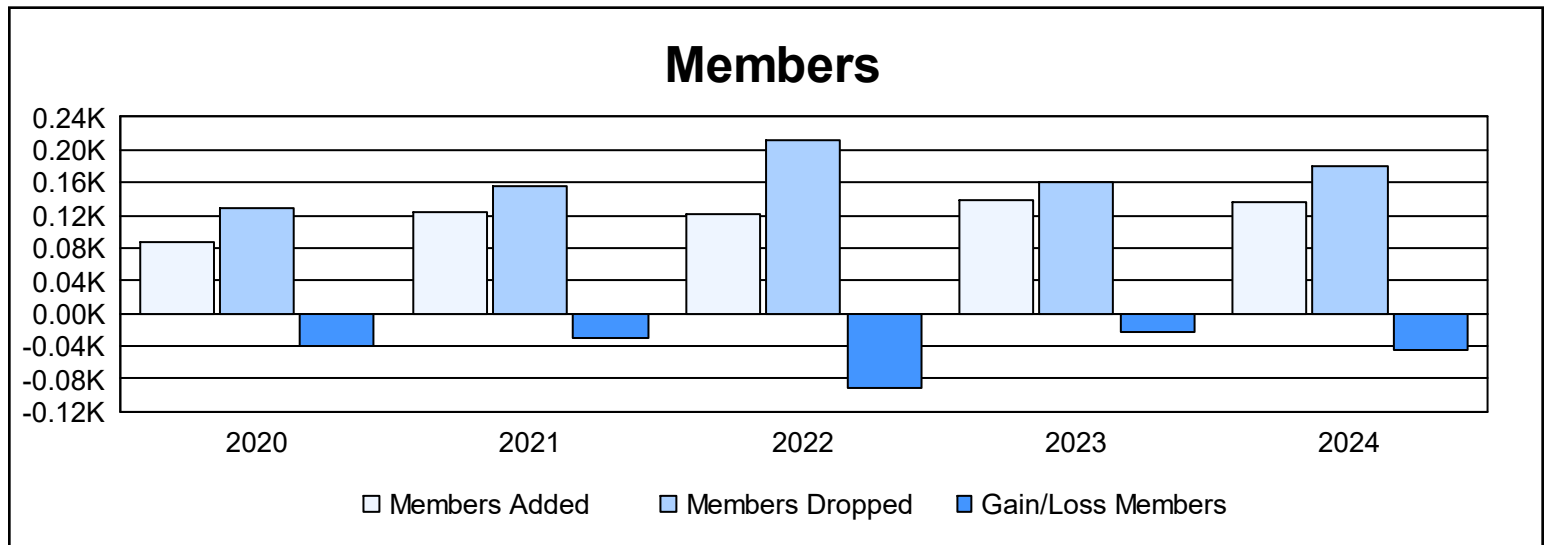
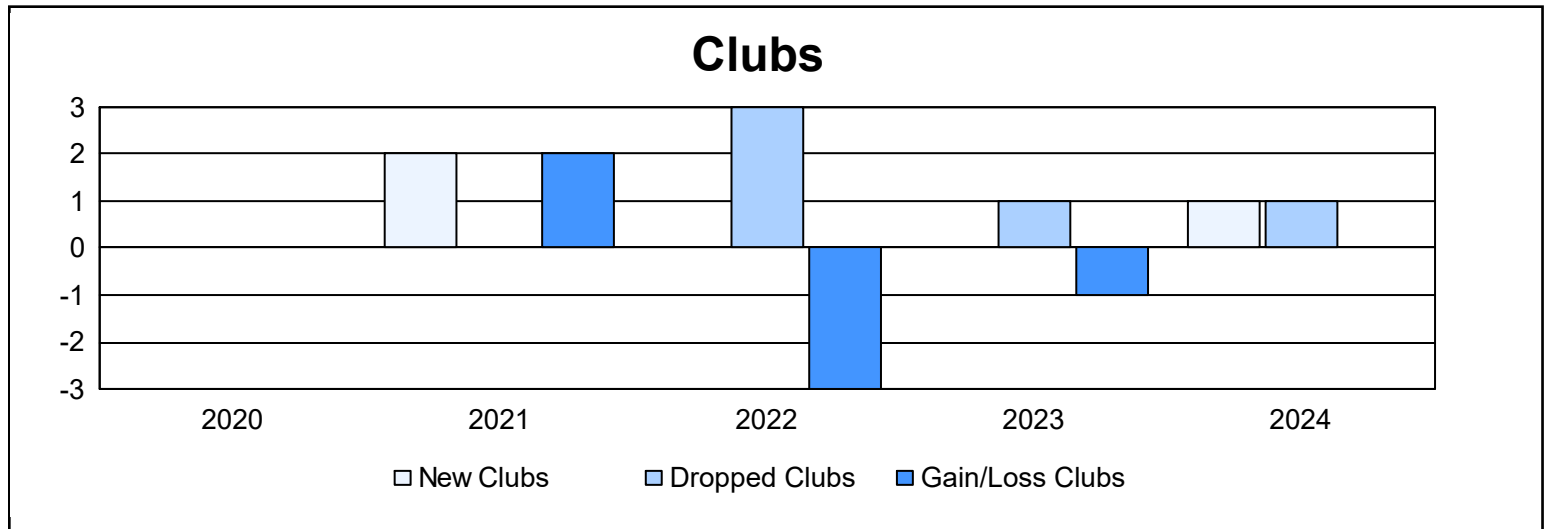
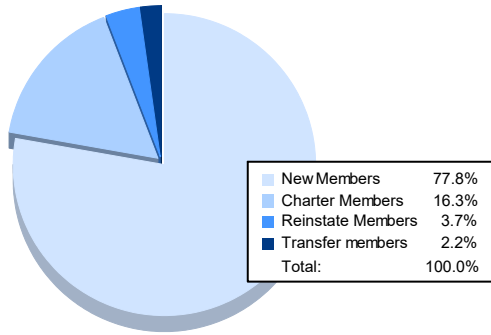


Year	New Clubs	Dropped Clubs	Gain/ Loss Clubs	New Members	Charter Members	Reinstate Members	Transfer Members	Total Member Added	Total Members Dropped	Gain/ Loss Members
2019-2020	0	0	0	77	1	4	6	88	129	-41
2020-2021	2	0	2	67	52	2	3	124	155	-31
2021-2022	0	3	-3	104	2	10	6	122	212	-90
2022-2023	0	1	-1	109	2	20	7	138	161	-23
2023-2024	1	1	0	105	22	5	3	135	179	-44
<b>Average</b>	<b>1</b>	<b>1</b>	<b>0</b>	<b>92</b>	<b>16</b>	<b>8</b>	<b>5</b>	<b>121</b>	<b>167</b>	<b>-46</b>



### Membership Composition June 2024 Cumulative



### Gender Composition June 2024 Cumulative

